

TECHNICAL RIDER **ARYO**

The production is available for touring

Touring: minimum 2 people. Ideal: 5 people.

Running time: 14 minutes. Approx. (Version of 19 minutes available too).

Performing Space: Indoors, dark or white linoleum floor. Not hard floor. Alternative performing spaces: site-specific. Performing space, minimum 8 x 7 meters.

Audience setting: Front and both sides of performing space. Ideally floor seating and standing up.

A high-quality PA-system. The system must be capable of delivering a clean and undistorted sound, with a uniform coverage of the venue. It must have an effective frequency response from 25 Hz to 20 Hz at sound levels reaching approx. 100 dB A. The system must be totally free of hum and noise.

Preferred system: D&B, L-Acoustics, Meyer. The system must be a 3 or 4-way active system, including high quality crossovers and amps.

Equipment requirements: Ideally in charge of the organization; providing a piano and a whole set of drums. (Piano should be on the left-hand side and the drums at the right side). The piano ideally to not be a key board, if not, this one should be five octaves minimum. An amplifier with a 400 WATT.

Lighting: We will need technical staff on stage to help us with the lights (if on stage), if there is not, we will need to bring a lighting designer from our crew. If site-specific, there would be no requirements.

Studio Space: We will need a place to warm-up and get ready.


Dressing rooms: We would need 1 or 2 dressing rooms in order to get ready and do all the preparations.



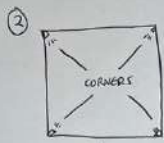
Performance at Sota la Palmera Festival, Tarragona.

ARVO - ANNA BORRAS COMPANY

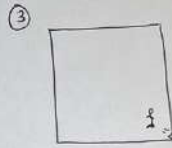
LIGHTING PLAN



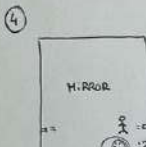
1
Entering in black.
Music (musician) and lights
at the same time, on.
Half of stage on.
frontal - side.
Flashy light - shaking until
1:33 min. * (effect of an
old lamp not working properly).



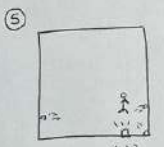
2
Blue lights
Washing space - water -
shadows.
Alternating corners.
randomly.
Appearing - disappearing.
1:33 - 2:20.




3
Yellow Corner.
SOFT - intim.
02:22 - 03:10.
Just Corner.



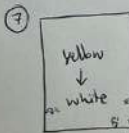
4
Flashy soft front + side.
intim.
03:13 - 04:15.
15 - 20%.



5
Bit more intense.
04:17 - 05:16.
30%.



6
More intense.
(but still intimate soft).
05:16 - 06:20.
40%.




7
The yellow lights
turns into white.
06:22 going up intensity.
40% → 90%.
(in 16 seconds)



8
The lights stays
but they [shake]
(old lamp not
working properly,
flashy)
06:45 - 07:46



9
Same lights +
addition of
blue lights as
in memory 2.
07:46 - 10:14.



10
Bright
intense
80 - 90%.
10:14 - 13:15.
+ BLACK OUT
with the final
note of the drums,
piano and guitar
sharp.

* We'll add a soft light corridor (back) on both sides for the guitarist (from memory 2 on, that will stay). All transitions - light changes would always be soft.